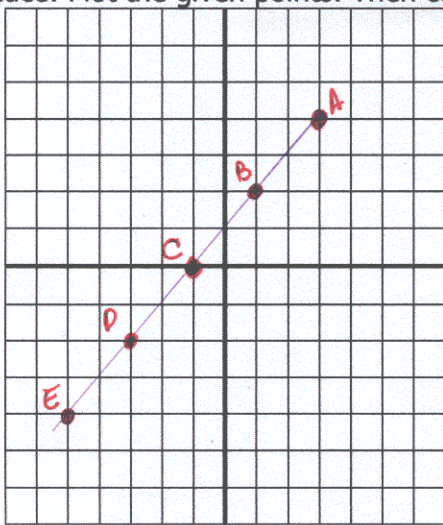
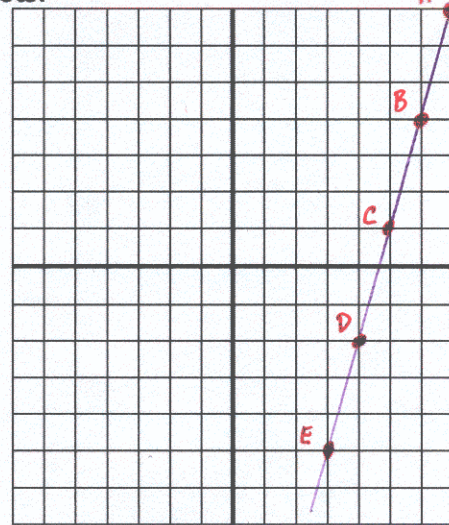


Practice: Plot the given points. Then connect the dots.

d)

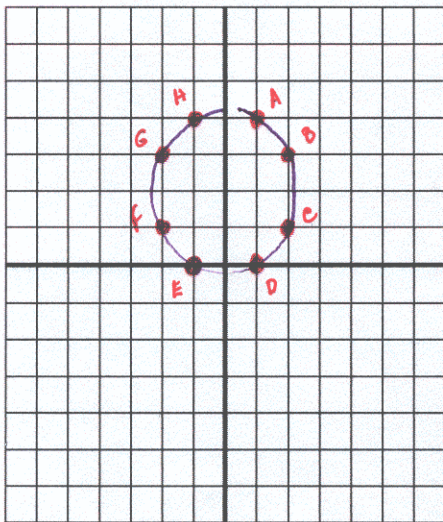


- A (3,4),
- B (1,2),
- C (-1,0),
- D (-3,-2),
- E (-5,-4)

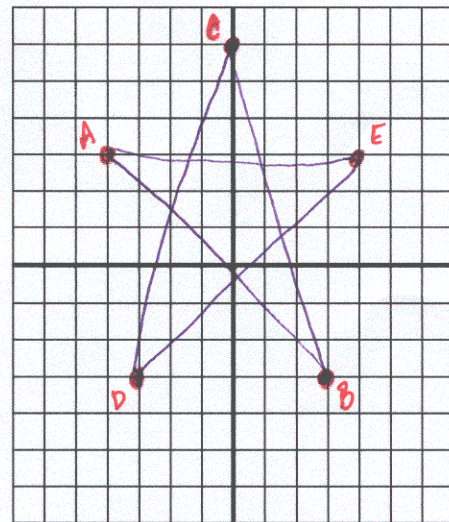


- A (7,7),
- B (6,4),
- C (5,1),
- D (4,-2),
- E (3,-5)

e)



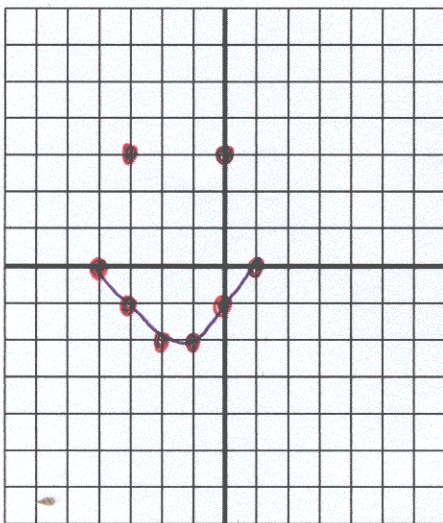
- A (1,4),
- B (2,3),
- C (2,1),
- D (1,0),
- E (-1,0),
- F (-2,1),
- G (-2,3),
- H (-1,4)




- A (-4,3),
- B (3,-3),
- C (0,6),
- D (-3,-3),
- E (4,3),
- A (-4,3)

Connect these in the order plotted.

f)



- (-4,0),
- (-3,-1),
- (-2,-2),
- (-1,-2),
- (0,-1),
- (1,0),
- (-3,3),
- (0,3)



- (0,1),
- (1,2),
- (2,2),
- (3,1),
- (3,0),
- (2,-1),
- (1,-2),
- (0,-3),
- (-1,-2),
- (-2,-1),
- (-3,0),
- (-3,1),
- (-2,2),
- (-1,2)